Annual Statistical Report 2025/2026

View ASR Coding Specifications

County: Pulaski | **Arkansas Virtual Academy** | **LEA: 6043700**

2025/2026 Actual Totals

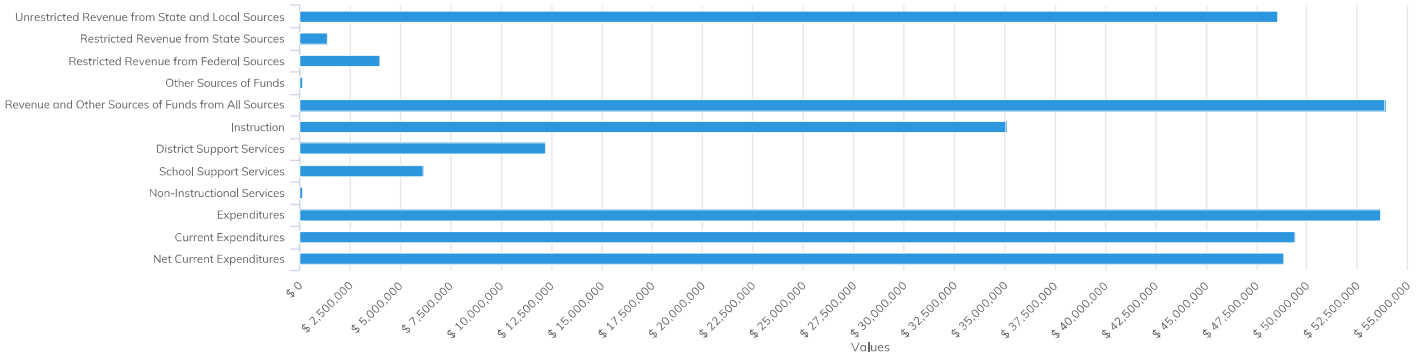

2026/2027 Budget Totals

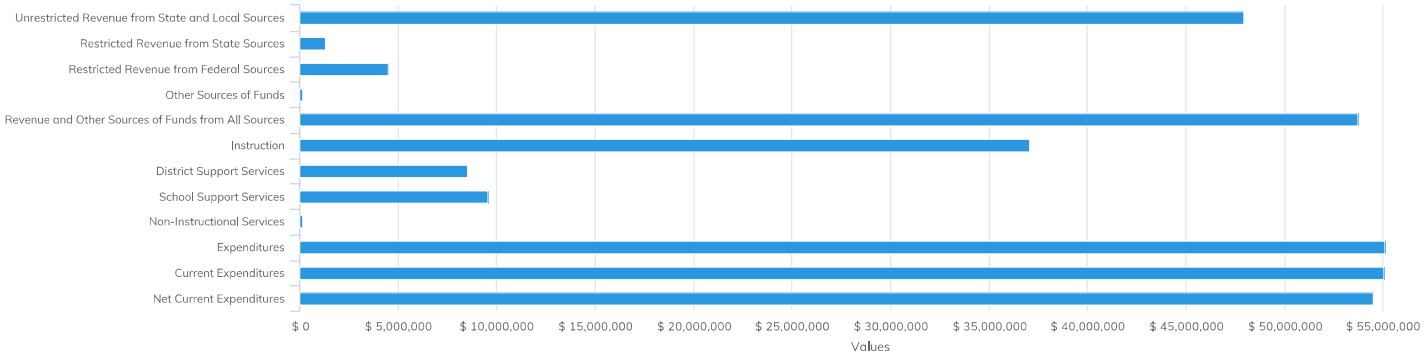

Arkansas Virtual Academy (6043700)

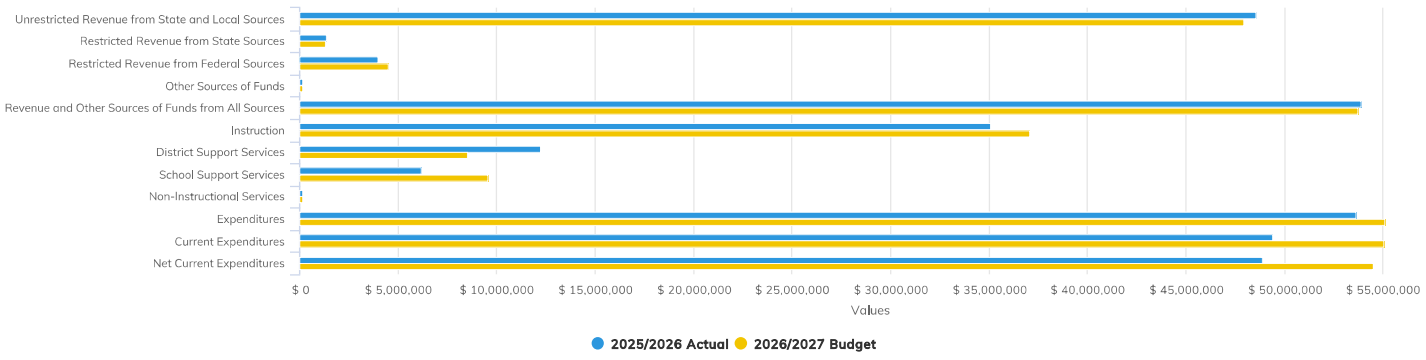

	2025/2026 Actual	2026/2027 Budget
1 Area in Square Miles	0	
2 ADA	4,907	
3 ADA Pct Change over 5 Years		
4 4 Qtr ADM	5,751	
5 Prior Year 3 Qtr ADM	5,099	
6 Assessment	0	
7 M&O Mills	0.00	
8 URT Mills	0.00	
9 M&O Mills in Excess of URT	0.00	
10 Dedicated M&O Mills	0.00	
11 Debt Service Mills	0.00	
12 Total Mills	0.00	
13 Total Debt Bond/Non Bond	0	
State and Local Revenue		
14 Property Tax Receipts (Incl URT)	0	0
15 Other Local Receipts	539,462	519,656
16 Revenue From Interm Srcs	0	0
17.1 Foundation Funding (Excl URT)	0	0
17.2 98% of URT X Assessment less Net Revenues	0	0
18 Student Growth Funding	6,386,785	1,513,668
19 Declining Enrollment Funding	0	0
20 Consolidation Incentive/Assistance	0	0
21 Isolated Funding	0	0
22 Supplemental Millage Incent. Funds	0	0
23 Other Unrestricted State Funding	41,616,198	45,900,030
24 Total Unrestricted Revenue from State and Local Sources	**48,542,445**	**47,933,354**
Restricted Revenue from State Sources		
25 Adult Education	0	0
Regular Education		
26 Professional Development	209,050	234,155
27 Other Regular Education	1,114,369	1,056,552
Special Education		
28 Gifted and Talented	350	0
29 Alt. Learning Environment (ALE)	0	0
30 English Language Learner	45,750	0
31 National School Lunch State Categorical Funds (NSL)	0	0
32 Other Special Education	0	0
33 Career Education	0	0
34 School Food Service	0	0
35 Educational Service Cooperatives	0	0
36 Early Childhood Programs	0	0
37 Magnet School Programs	0	0
38 Other Non-Instructional Program Aid	0	0
39 Total Restricted Revenue from State Sources	**1,369,519**	**1,290,707**
40 Total Restricted Revenue from Federal Sources	**3,963,018**	**4,483,300**
Other Sources of Funds		
41 Financing Sources	0	0
42 Balances Consol/Annexed District	0	0
43 Indirect Cost Reimbursement	0	0
44 Gains & Losses - Sale Fixed Assets	0	0
45 Compensation - Loss of Fixed Assets	0	0
46 Other	0	0
47 Total Other Sources of Funds	**0**	**0**
48 Total Revenue and Other Sources of Funds from All Sources	**53,874,981**	**53,707,361**

	2025/2026 Actual	2026/2027 Budget
CURRENT EXPENDITURES		
Instruction		
49 Regular Instruction	30,900,325	32,757,354
50 Special Education	3,400,459	3,273,703
51 Career Education	0	0
52 Adult Education	0	0
53 Compensatory Education	769,166	999,311
54 Other	9,469	7,105
55 Total Instruction	**35,079,417**	**37,037,472**
District Level Support		
56 General Administration	9,787,869	8,285,502
57 Central Services	2,206,483	78,000
58 Maintenance & Operations of Plant	132,036	139,109
59 Student Transportation	0	0
60 Othr District Level Support Service	88,116	0
61 Total District Support Services	**12,214,504**	**8,502,612**
School Level Support		
62 Student Support Services	2,475,999	2,950,685
63 Instructional Staff Support Service	3,680,948	6,601,752
64 School Administration	0	0
65 Total School Support Services	**6,156,946**	**9,552,437**
Non-Instructional Services		
66 Food Service Operations	0	0
67 Other Enterprise Operations	0	0
68 Community Operations	1,242	8,500
69 Other Non-Instructional Services	0	0
70 Total Non-Instructional Services	**1,242**	**8,500**
71 Facilities Acquisition & Const.	186,564	0
72 Debt Service	0	0
75 Other Non-Programmed Costs	0	0
76 Total Expenditures	**53,638,674**	**55,101,021**
77 Less: Capital Expenditures	-4,248,873	-76,391
78 Less: Debt Service	0	0
79 Total Current Expenditures	**49,389,802**	**55,024,630**
80 Exclusions from Current Expenditures	-528,049	-528,156
81 Net Current Expenditures	**48,861,753**	**54,496,474**
82 Per Pupil Expenditures	9,957	0
83 Personnel - Non-Federal Licensed Classroom FTEs	246.62	
83.5 Total Salary - Non-Federal Licensed Classroom FTEs	12,696,188	
84 Avg Salary - Non-Federal Licensed Classroom FTEs	51,481	
85 Personnel - Non-Federal Licensed FTEs	247.62	
85.5 Total Salary - Non-Federal Licensed FTEs	12,760,507	
86 Avg Salary - Non-Federal Licensed FTEs	51,533	
87.1 Legal Balance (funds 1-2-4)	3,240,406	1,561,014
87.2 Categorical Fund Balance	221,164	221,164
87.3 Deposits With Paying Agents (QZAB)	0	0
87.4 Net Legal Bal (Excl Cat & QZAB)	3,019,242	1,339,850
88 Building Fund Balance (fund 3)	0	0
89 Capital Outlay Balance/Dedicated M&O (fund 5)	0	0